

# Fly Line and Leader Making - DIY

Furled leader

Furled fly line

DIY fly line using synthetic lines

Tapani Salmi 11.11.2018

# Furled Leader Jig

Short Leader

C = 66"

A = 36"

A' = 24"

B = 55.5"

B' = 46.5"

Long Leader

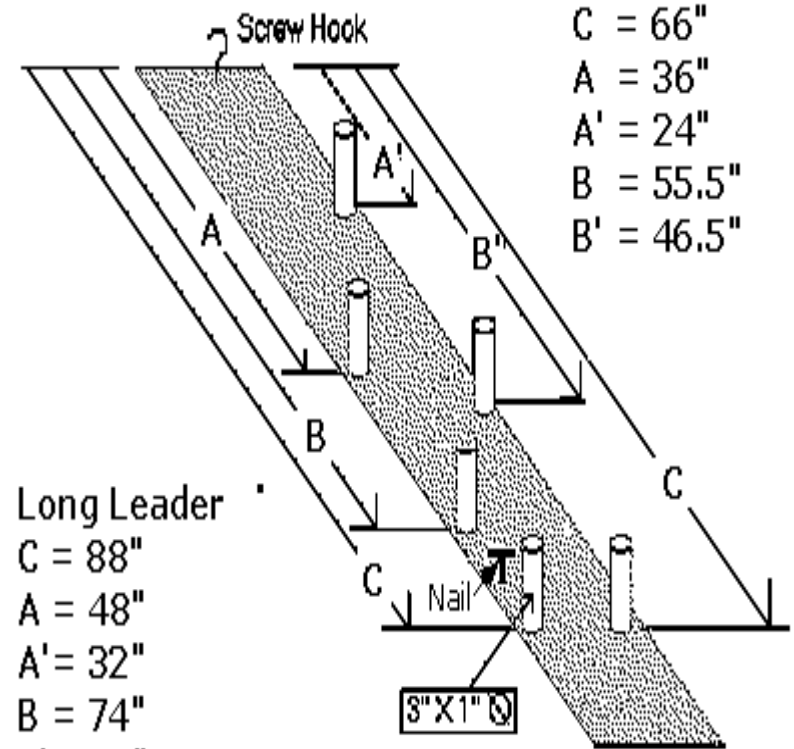
C = 88"

A = 48"


A' = 32"

B = 74"

B' = 62"



**The jig with taps**






**The end of the jig with  
paperclips**



Two halves of the leader with paper clips





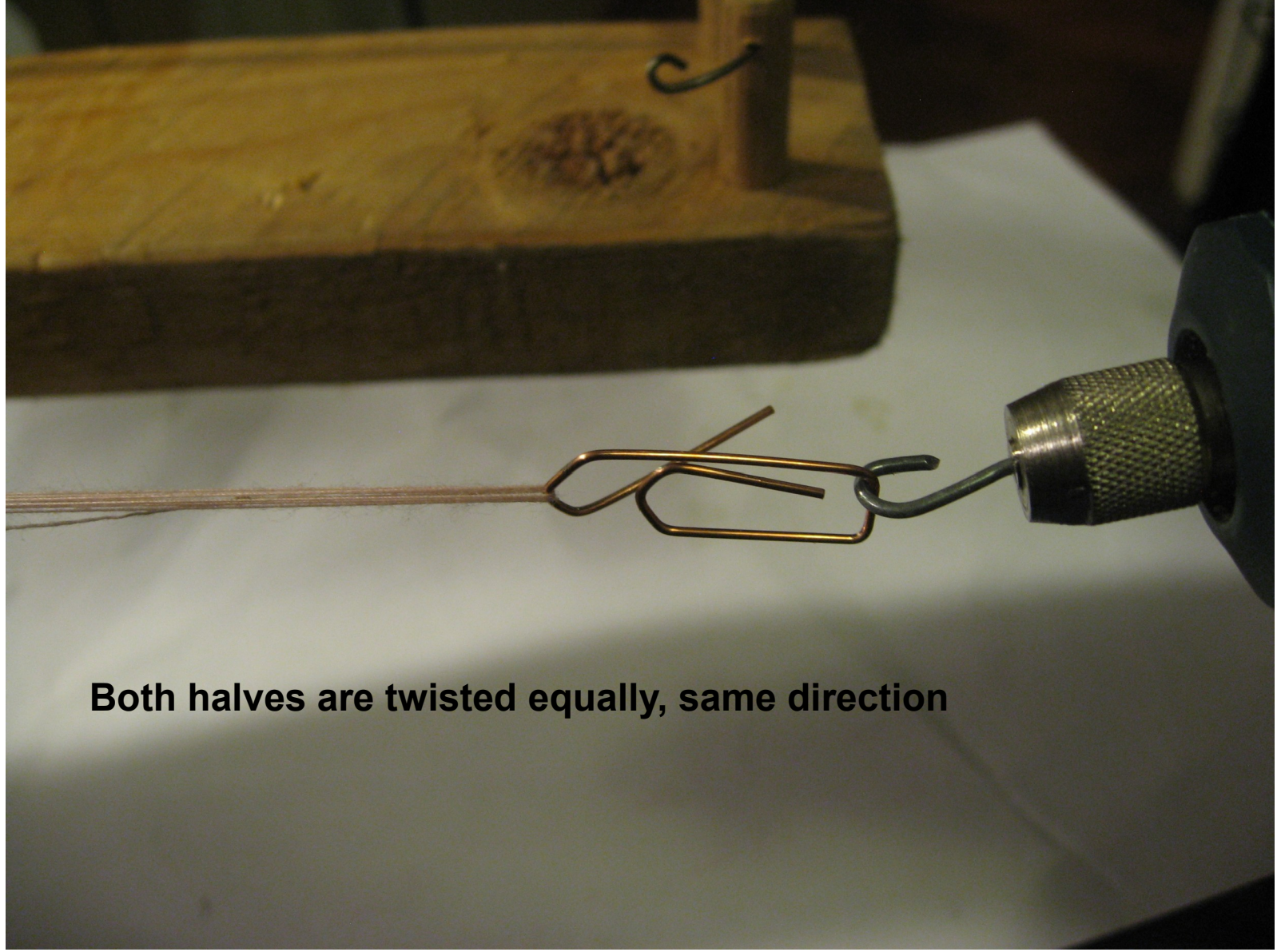
**The threads are wrapped around the taps, note interlocking loops - no knots!**



**Drillling machine with the hook**









**Both halves are twisted equally, same direction**



**The length is shortened about 15-20%**



**Weight to keep the rolling leader under tension**







**The complete leader**



## Furled leader with taper

Silk

Uni-thread, polyester...


"Elastic", "trechable" - protects the tippet






# Furled flyline?

- Same idea as furled leader
- 2, 3, several threads
- Same idea as traditional rope making since 40000 (?) years, "rope walking"
- Possible with simple tools




Commercial tools, see:

<http://www.eclecticangler.com/>





# Cortland fly line making device US Museum Fly Fishing Catskills NY




**Gear wheels for my fly line machine**






## My three string fly line machine





# My six string furled fly line machine





**DIY furlled flylines 3-5 threads**

**Silk, lenseed oil in vacuum  
J Sormunen**









# DIY Fly line using synthetic materials

<http://www.eclecticangler.com/line-making/>

John Betts : Fly Lines - how to make them

Fly Lines  
how to make them

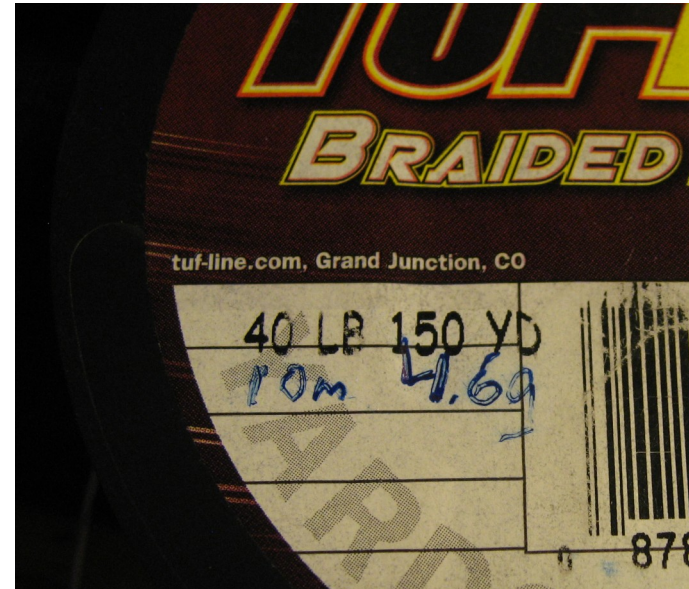
John Betts  
and  
Michael Hackney

# TufLine -Hollow braided dacron

Three different thickness 30, 40 , 50 lb

Hollow but waxed

Wax is removed by boiling or using solvent (spirit)







Wax from TufLine is removed by heating/boiling in microwave oven





**After heating the braided line is really hollow**





# Monofilament inner core



0,15-0,20 monofilament nylon – not too stiff !

Gives the stiffness to the fly line

Creates the taper



"Doll makers" long needle.





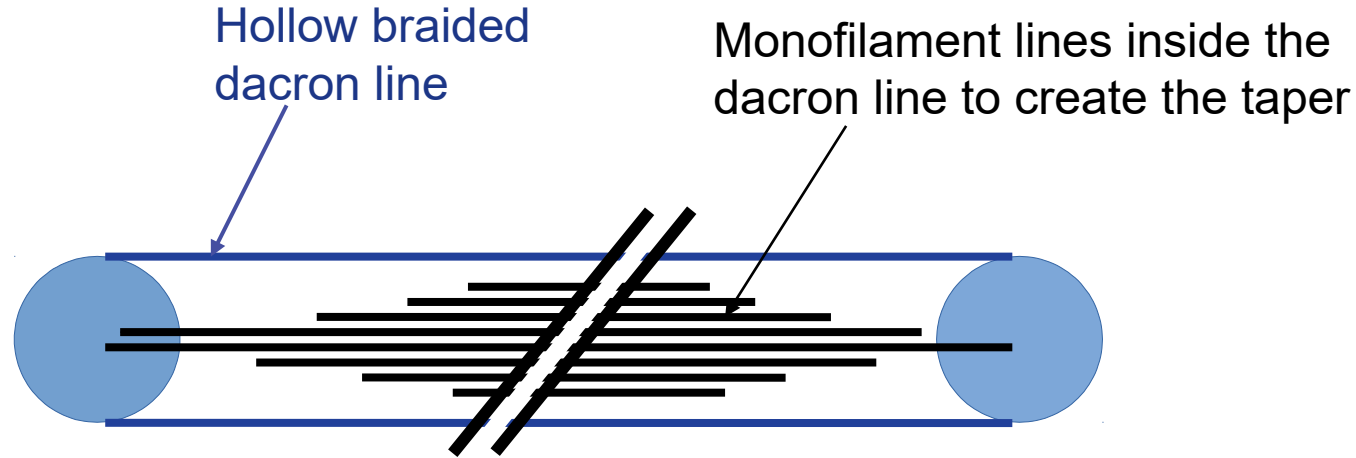
# Plans for the fly line taper

- Length of the line?
- Total weight of the line = TufLine (x1-2) + monofilaments + crease
- Weights:
  - TufLine 30 lb            3,2 g / 10m
  - TufLine 40 lb            4,5 g / 10m
  - TufLine 50 lb            4,8 g / 10m
  - Monofilament 0,20    0,5 g/ 10 m
- taper of the line : DT, WF, Shooting head....

AFFTA standard weights for first 30' of fly line

LINE WEIGHT	TAPERS			LINE WEIGHT	TAPERS		
	LOW WEIGHT IN GRAINS	TARGET	HIGH		LOW WEIGHT IN GRAMS	TARGET	HIGH
1	54	60	66	1	3.50	3.90	4.30
2	74	80	86	2	4.80	5.20	5.60
3	94	100	106	3	6.10	6.50	6.90
4	114	120	126	4	7.40	7.80	8.20
5	134	140	146	5	8.70	9.10	9.50
6	152	160	168	6	9.90	10.40	10.90
7	177	185	193	7	11.50	12.00	12.50
8	202	210	218	8	13.10	13.60	14.10
9	230	240	250	9	14.90	15.55	16.20
10	270	280	290	10	17.50	18.15	18.80
11	318	330	342	11	20.60	21.40	22.20
12	368	380	392	12	23.80	24.60	25.40
13	435	450	465	13	28.20	29.20	30.20
14	485	500	515	14	31.10	32.40	33.70
15	535	550	565	15	34.30	35.60	36.90





9,8 meters of 40 Lb TufLine =	4,5 g
50 meters of 0,20mm monofilament	3,5 g
Wax/vaseline	1,0 g
Total	9,0g

# #5 line, length 9,8 meters ->9,0 g

9,8 meters of 40 lb TufLine =	4,5 g
70 meters of 0,20mm monofilament	3,5 g
Wax/vaseline/floatant	1,0 g
Total	9,0g


## Double layer construction:

10 meters of 40 lb TufLine	4,5 g
5 meters of 30 lb Tufline	1,6 g
40 meters of 0,20mm mono	1,9 g
Wax/vaseline/floatant	1,0 g
Total	9,0 g




Demo: Fly line of 2 meters,  
"DT taper"

**Monofilaments are pushed/threaded inside the dacron using the doll makers needle. Note: do not start at the end of the braided dacron but 2-3 cm from the end**






**All the monofilaments are now pushed through the braided dacron.  
Both free/end parts of mono (for the taper) are still outside of both ends.**



**The taper is achieved by cutting the monofilaments into proper lengths**






## The tapered monofilament bundle



**For #6-7- lines the tapered line is pushed through a second wider braided dacron to make double layer fly line.**





# Grease, color

Vaseline, fly line  
floatant+ mineral  
spirit to make it float

Color: frisbee  
colors, other dacron  
colors, uni-dye  
colors



# Why to try?

- Shooting head, Skagit, Scandi lines
- Short line with thick belly
- Other special tapers
- "Interest to try!"



# Why to try?

- Shooting head, Skagit, Scandi lines
  - Short line with thick belly
  - Other special tapers
  - "Interest to try!"
- 
- Another method:
  - Go to shop / order from Terenzio!

Danke Sehr!

